



100W, 150W, & 220W Round LED High Bay

APPLICATIONS

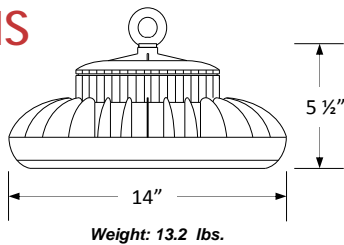
The LEDRDHB is a round LED high bay luminaire, which is designed to illuminate a wide variety of settings, including commercial, industrial & retail settings such as warehouses, manufacturing plants, sporting venues and big-box retailers. With a die cast aluminum housing and polycarbonate lens, the LEDRDHB provides durability and high performance. High-efficacy, long-life LEDs provide both energy and maintenance cost savings compared to traditional, HID high bays.

FEATURES

- Available in 4000k and 5000k color temperature.*
- Long-life LEDs provide 69,000 hours of operation with at least 70% of initial lumens output (L70).**
- Universal 120-277 AC voltage (50-60Hz) is standard. 480 AC voltage is available for LEDHBR150W & LEDHBR220W by special order.
- Watertight, compression-type electrical connectors prevent moisture intrusion.
- Optional polycarbonate junction box attaches to the luminaire housing, and provides a convenient mounting option for occupancy sensors, or for making electrical connections at the luminaire.
- Optional polycarbonate occupancy sensor mount attaches to junction box knock-out (½" NPS), and provides extension from the housing for effective occupancy sensor placement.
- 0-10vdc dimming drivers are standard.
- Power factor > 0.90.
- Total harmonic distortion < 20%
- Color rendering index > 80.
- Painted die cast aluminum housing.
- Easy installation in new construction or retrofit.

* contact factory for other color temperatures and lumen packages.
**L70 hours are IES TM-21-11 calculated hours.

DIMENSIONS



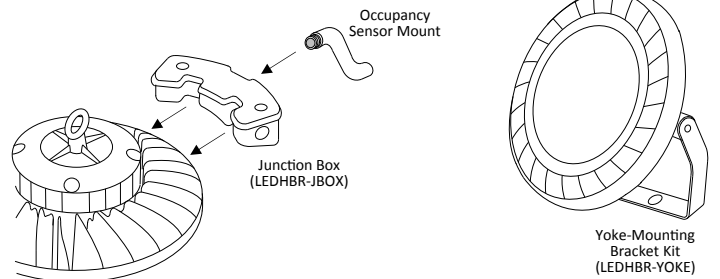
PRODUCT PARAMETER

MODEL	LUMINAIRE WATTS	LUMINAIRE LUMENS	LUMENS PER WATTS	COLOR TEMPERATURE	OPTIONS (ORDER SEPARATELY)
07-LEDRDHB100-MV	100	12,707 13,092	130 132	4K = 4000K 5K = 5000K	20-LEDRDHB-JBOX = Polycarbonate junction box (attaches to luminaire housing, includes polycarbonate occupancy sensor mount)
07-LEDRDHB150-MV	148	19,283 20,879	130 142	4K = 4000K 5K = 5000K	20-LEDRDHB-YOKE = Yoke-mounting bracket kit
07-LEDRDHB220-MV	222	26,266 27,023	119 120	4K = 4000K 5K = 5000K	



MOUNTING

- Suspension from pre-installed hook (M10 eyebolt, 304 stainless steel) with locking screw is standard.
- Optional painted steel yoke mounting bracket kit (shown below) provides directional adjustability.



WARRANTY/LISTING

- cULus listed for wet locations in ambient temperatures from -20°C to 40°C (-4°F to 104°F).
- IP65 rated for ingress protection.
- IK10 rated for protection from external impacts.
- DLC standard approved.
- Complies with FCC Part 15, class B.
- Complies with EN61000-4-5, surge immunity protection (4kV).
- 5-year warranty of all electronics and housing.



100W, 150W, & 220W Round LED High Bay

ELECTRICAL DATA

MODEL	COLOR TEMPERATURE	CRI ¹	LUMINAIRE LUMENS	LUMINAIRE WATTS	LUMENS/WATT	INPUT VOLTAGE ²	INPUT CURRENT (A)			POWER FACTOR	THD ³	L ₇₀ HOURS ⁴
							120V	240V	277V			
07-LEDRDHB100-4K	4000k	>80	12,707	100	130	120-277	0.83	0.42	0.36	>90%	<20%	69,000
07-LEDRDHB100-5K	5000k	>80	13,092	100	132	120-277	0.83	0.42	0.36	>90%	<20%	69,000
07-LEDRDHB150-4K	4000k	>80	19,283	148	130	120-277	1.23	0.62	0.53	>90%	<20%	69,000
07-LEDRDHB150-5K	5000k	>80	20,879	148	142	120-277	1.23	0.62	0.53	>90%	<20%	69,000
07-LEDRDHB220-4K	4000k	>80	26,266	222	119	120-277	1.85	0.93	0.80	>90%	<20%	69,000
07-LEDRDHB220-5K	5000k	>80	27,023	222	132	120-277	1.85	0.93	0.80	>90%	<20%	69,000

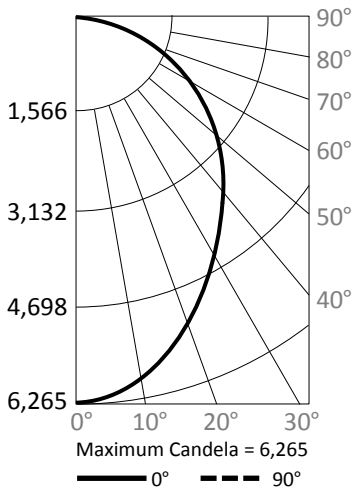
¹ Color rendering index.

² All 50-60Hz.

³ Total harmonic distortion.

⁴ L₇₀ refers to the number of hours at which lumen output declines to 70% of the initial level. L₇₀ hours are IES TM-21-11 calculated hours.

07-LEDRDHB100-5K (13,092 Lumens)



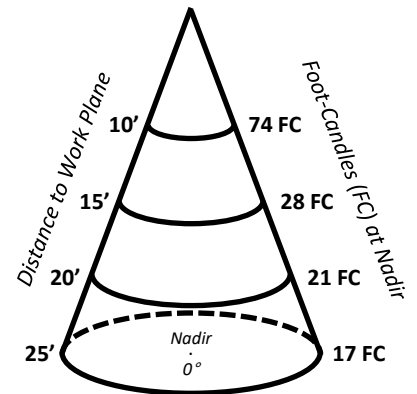
Candlepower Summary

	0°	90°
0°	6,265	6,265
10°	5,917	5,829
20°	5,204	5,132
30°	4,499	4,429
40°	3,737	3,652
50°	2,846	2,754
60°	1,887	1,781
70°	761	687
80°	176	157
90°	0	0

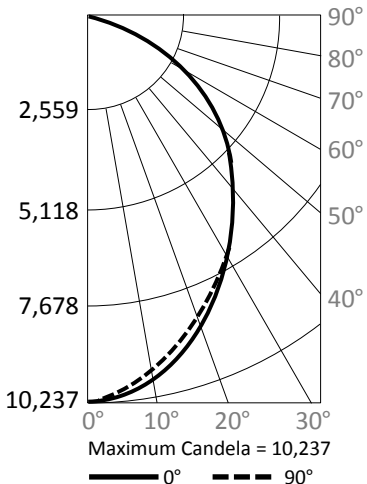
Zonal Lumen Summary

Zone	Lumens	% Fixture
0° - 10°	579	4.4%
0° - 20°	2,134	16.3%
0° - 30°	4,347	33.2%
0° - 40°	6,901	52.7%
0° - 50°	9,392	71.7%
0° - 60°	11,440	87.4%
0° - 70°	12,633	96.5%
0° - 80°	13,032	99.5%
0° - 90°	13,092	100.0%
90° - 180°	0	0.0%
0° - 180°	13,092	100.0%

Cone of Light



07-LEDRDHB150-5K (20,879 Lumens)



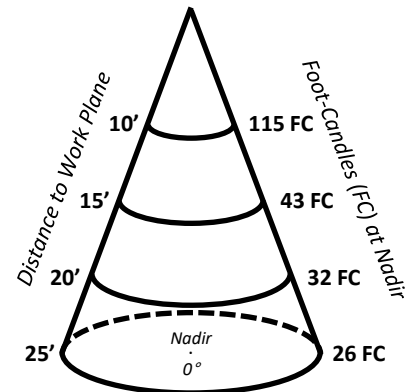
Candlepower Summary

	0°	90°
0°	10,210	10,210
10°	9,776	9,541
20°	8,513	8,319
30°	7,247	7,078
40°	5,929	5,853
50°	4,392	4,363
60°	2,830	2,854
70°	1,058	1,160
80°	248	263
90°	0	0

Zonal Lumen Summary

Zone	Lumens	% Fixture
0° - 10°	944	4.5%
0° - 20°	3,474	16.6%
0° - 30°	7,048	33.8%
0° - 40°	11,131	53.3%
0° - 50°	15,079	72.2%
0° - 60°	18,302	87.7%
0° - 70°	20,167	96.6%
0° - 80°	20,786	99.6%
0° - 90°	20,879	100.0%
90° - 180°	0	0.0%
0° - 180°	20,879	100.0%

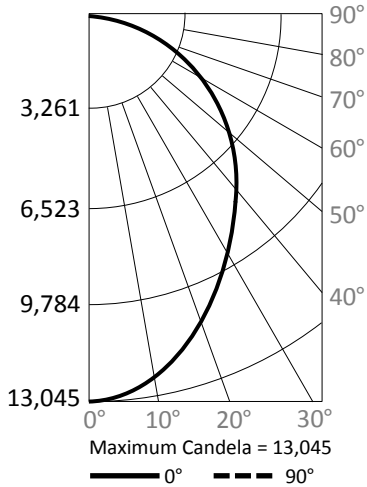
Cone of Light





100W, 150W, & 220W Round LED High Bay

07-LEDRDHB220-5K (27,023 Lumens)



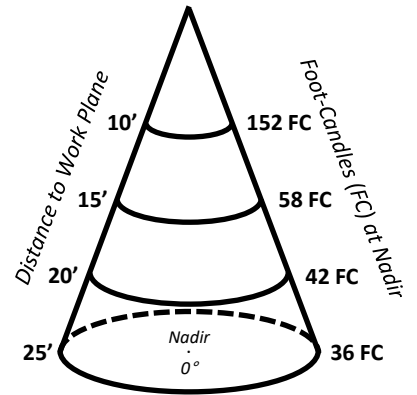
Candlepower Summary

	0°	90°
0°	13,025	13,025
10°	12,257	12,471
20°	10,793	10,971
30°	9,349	9,470
40°	7,770	7,728
50°	5,876	5,821
60°	3,886	3,662
70°	1,562	1,241
80°	352	269
90°	0	0

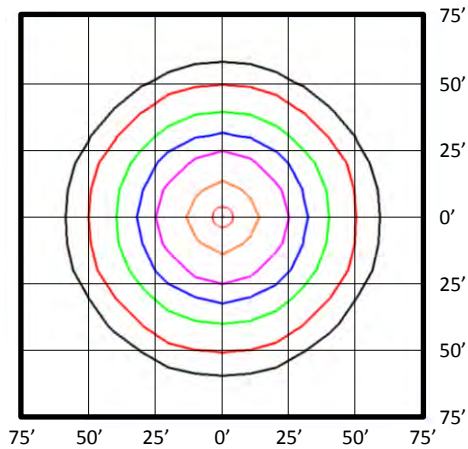
Zonal Lumen Summary

Zone	Lumens	% Fixture
0° - 10°	1,185	4.4%
0° - 20°	4,376	16.2%
0° - 30°	8,925	33.0%
0° - 40°	14,174	52.5%
0° - 50°	19,319	71.5%
0° - 60°	23,580	87.3%
0° - 70°	26,080	96.5%
0° - 80°	26,904	99.6%
0° - 90°	27,023	100.0%
90° - 180°	0	0.0%
0° - 180°	27,023	100.0%

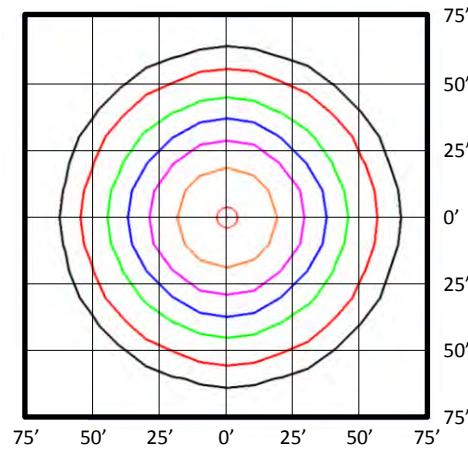
Cone of Light



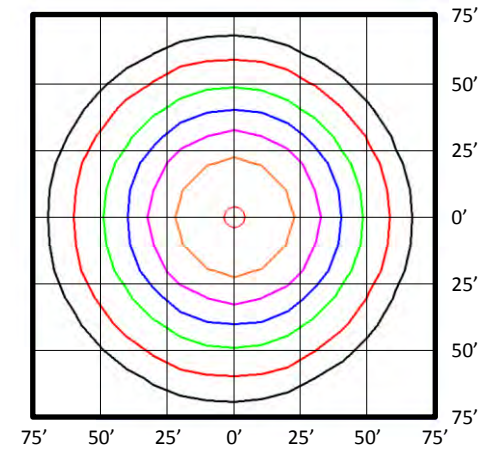
07-LEDRDHB100-5K (13,092 Lumens)



07-LEDRDHB150-5K (20,879 Lumens)



07-LEDRDHB220-5K (27,023 Lumens)



Foot Candles

- 5.0
- 2.0
- 1.0
- 0.5
- 0.2
- 0.1

Notes:

- Isofootcandle plots depict initial footcandles at grade.
- Gridlines represent units of mounting height of 25 feet.